

THE **STOP** HUNTER.



Potential US/UK equity set ups: 31/07/15



Potential US/UK equity set ups: 31/07/15

This issue:

Index Watch: UK FTSE100 & US S&P500 P.1

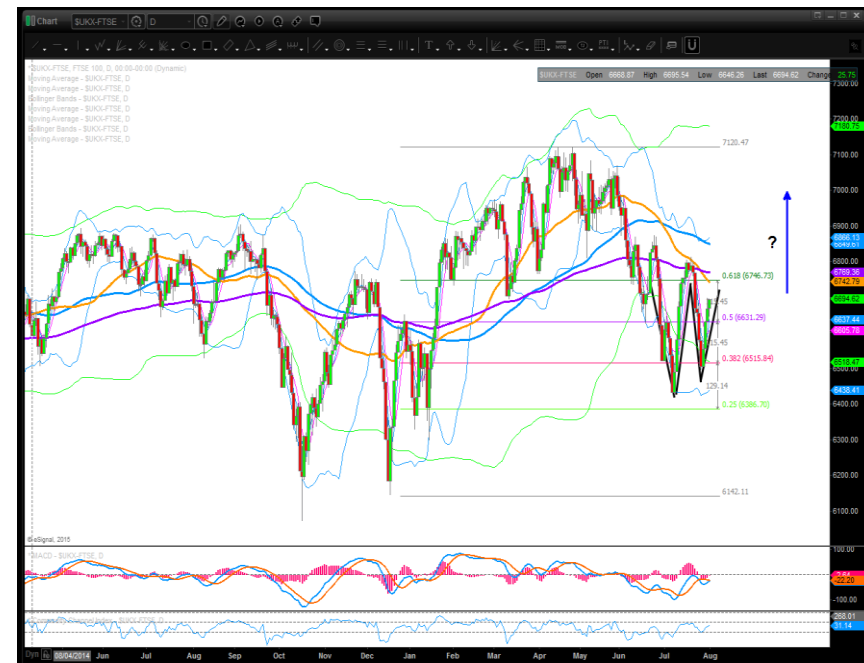
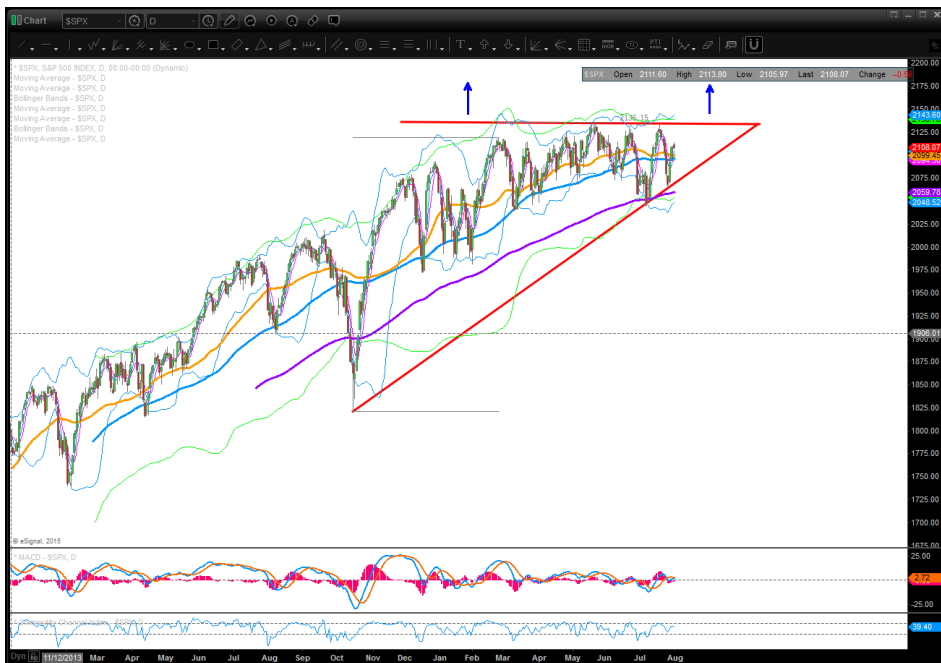
Seasonality July P.2

US and UK Short List P.3

Index Watch: UK FTSE100 & US S&P500:

S&P500 trading in a tighter range as it approaches its highs. Has it got the momentum to break through the magical 2150 barrier?

UK FTSE 100 bit of a mess at the moment. Possible weak double bottom pattern emerging for a push to 7000?





Potential US/UK equity set ups: 31/07/15

Seasonality July:

Sectors:	Hot Seasonality: August		
	Long	Short	Last weeks performance
Bio tech	Long		-2.62%
Agriculture	Long		
Nat Gas	Long		
Consumer Staples	Long		0.07%
Healthcare	Long		-1.30%
Gold	Long		-1.10%
Energy	Long		
WTI	Long		0.01%
Platinum		Short	3.80%
Financials		Short	0.01%
Industrials		Short	1.20%
Oil Exploration&Production		Short	-0.80%

Stocks also exhibit seasonality. The table to the left highlights Julys possibly strong and weak sectors and their performance over the previous week.

This information can be invaluable to creating a strategy to trade by itself or as an additional confirmation to your other equity strategies.

The table covers the US and UK markets.



Potential US/UK equity set ups: 31/07/15

US and UK Shortlist:

Ticker	Name	Mkt Cap £m	Mkt Cap \$m	Stock Rank™	PEG	RoE	Last Price	Bullish / Bearish	Country
WNS	WNS (Holdings)	979.7	1530	99	0.45	16.6	29.89	Bullish	USA
BREE	Breedon Aggregates	556.5	868.1	90	0.6	14	52	Bullish	UK

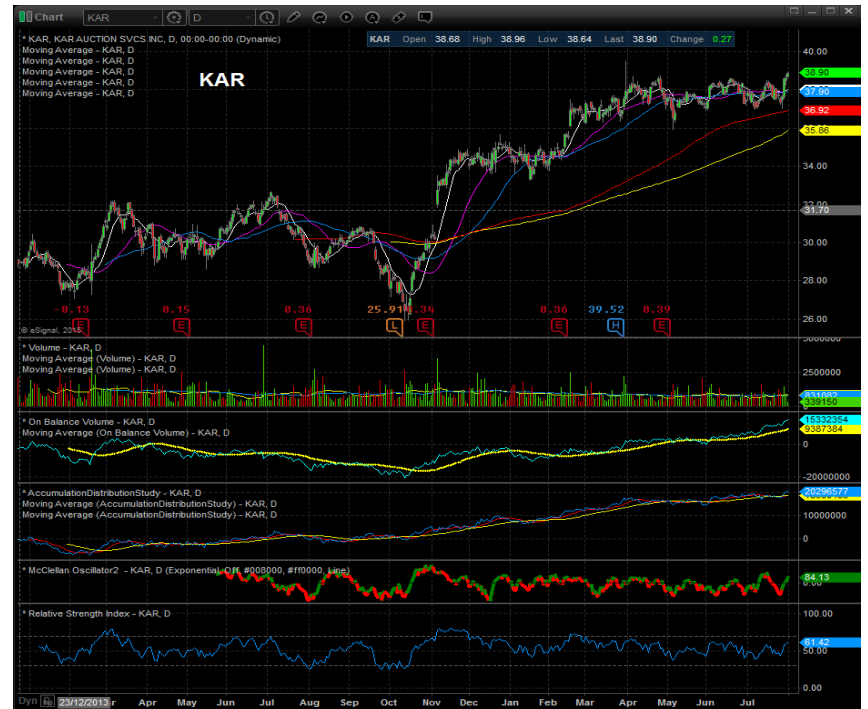
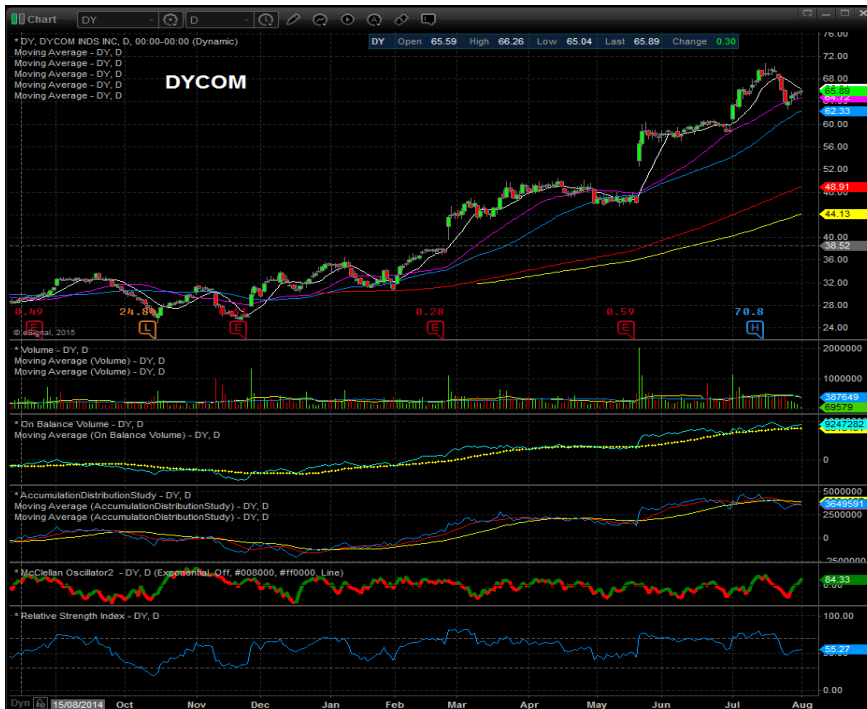


Potential US/UK equity set ups: 31/07/15

US Technical Breakout stocks to watch:

Ticker	Name	Last Price	Bullish /Bearish	Country
DY	Dycom Ind	65.89	Bullish	USA
RHT	Red Hat Inc	79.74	Bullish	USA
KAR	KAR Auction Services	38.88	Bullish	USA

Potential technically driven trade set-ups from both the long and short side that due to their current technical structure could be likely to breakout in either direction.





Potential US/UK equity set ups: 31/07/15

US Stocks popular/ trending on social media:

aapl amba amzn dia dis
dust fb feye gdx gdxj gild
gld googl gpro ibb iwm jnug
lnkd nflx nugt prvt sh slv
swks tlt tna tsla tza upro
uso uup uvxy vltc vxx xiv
xle xlf xlv xly xom

Gauging the noise / activity created on social media platforms can be a good indicator for any potential volatility an equity maybe about to exhibit in its price action and therefore a trade opportunity.

The table to the left gives the Ticker for those equities currently trending on social media platforms.



Potential US/UK equity set ups: 31/07/15

Disclaimer:

All rights reserved. This document may not be reproduced or transmitted in any form or by any means, electronic or mechanical, including photocopying, recording, or by any information storage and retrieval system in part or in whole without the express written permission of The Stop Hunter Ltd; except where permitted by law.

Commentaries, information and other materials contained in any part of this document are purely educational in nature and are not intended to amount to advice on which reliance should be placed. They should not be relied upon for the purpose of effecting securities transactions or other investing strategies, nor should they be construed as an offer or solicitation of an offer to sell or buy any security. We therefore disclaim all liability and responsibility arising from any reliance placed on any information displayed in this document (including without limitation liability and responsibility for any investment decision made), or by anyone who may be informed of any of its contents.

Trading and investing involves a very high degree of risk. Past results are not indicative of future returns and financial instruments can go down as well as up resulting in you receiving less than you invested. Do not assume that any recommendations, insights, charts, theories, or philosophies will ensure profitable investment.